
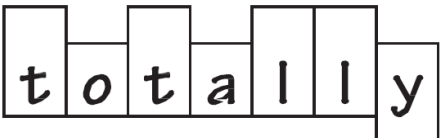



Some spelling strategies to try at home

Look, say, cover, write, check	Rainbow writing	Segmentation strategy	Quickwrite
<p>This is probably the most common strategy used to learn spellings.</p> <p>Look: first look at the whole word carefully and if there is one part of the word that is difficult, look at that part in more detail.</p> <p>Say: say the word as you look at it, using different ways of pronouncing it if that will make it more memorable.</p> <p>Cover: cover the word.</p> <p>Write: write the word from memory, saying the word as you do so.</p> <p>Check: Have you got it right? If yes, try writing it again and again! If not, start again - look, say, cover, write, check.</p>	<p>Using coloured pencils in different ways can help to make parts of words memorable. You could highlight the tricky parts of the word or write the tricky part in a different colour. You could also write each letter in a different colour, or write the word in red, then overlay in orange, yellow and so on.</p> 	<p>The splitting of a word into its constituent phonemes in the correct order to support spelling.</p>	<p>The aim is to write as many words as possible within a time constraint. This can be turned into a variety of competitive games including challenging parents to a race.</p>
Drawing around the word to show the shape	Drawing an image around the word	Words without vowels	Pyramid words
<p>Draw around the words making a clear distinction in size where there are ascenders and descenders. Look carefully at the shape of the word and the letters in each box. Now try to write the word making sure that you get the same shape.</p> 	<p>This strategy is all about making a word memorable. It links to meaning in order to try to make the spelling noticeable.</p> 	<p>This strategy is useful where the vowel choices are the challenge in the words. Write the words without the vowels and pupils have to choose the correct grapheme to put in the space. For example, for the word field:</p> <p style="text-align: center;">f _____ ld</p>	<p>This method of learning words forces you to think of each letter separately.</p> <p style="text-align: center;">p py pyr pyra pyram pyrami pyramid</p> <p>You can then reverse the process so that you end up with a diamond.</p>



Year 1 Spellings – Summer 1

Alongside the sounds taught and reviewed in phonics lessons each week, Year 1 are expected to read and spell a range of common exception words. These are words where the grapheme phoneme correspondences do not always fit in with what has been taught so far. Below is a full list of Year 1 common exception words. We would encourage the children to practise reading and spelling the words set in a range of ways to ensure they are secure in their application. These words will also be taught in class throughout the year.

the	we	pull
a	no	full
do	go	he
to	so	me
today	by	she
of	my	house
said	here	our
says	there	friend
are	where	school
were	love	put
was	come	push
is	some	you
his	one	your
has	once	they
I	ask	be