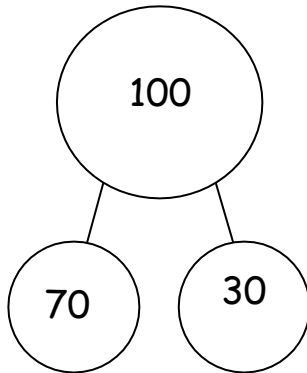




Numeracy Homework

Due date: _____

At St. Peter's we are committed to developing children's core mathematical skills and concepts. This includes their addition and subtraction knowledge by learning their number bonds to 100 by applying their knowledge of number bonds to 10. Number bonds are numbers that add together to make a given number and a number bond diagram as follows:



Related Number sentences:

$$70+30=100$$

$$100=30+70$$

$$100-30=70$$

$$30=100-70$$

It is important that children understand the equals sign as a balance rather than question and answer which is why facts can be written either way round. This will help children when learning complex calculations later in their education.

Alongside learning their number bonds children are being taught to count in steps of a given number to lead in to learning multiplication facts. In school we are introducing these using a rolling numbers programme, where children learn to count in steps using their fingers. These can be done in the car, walking to school or almost anywhere to support learning. Examples of these have been included in each step of the booklet.

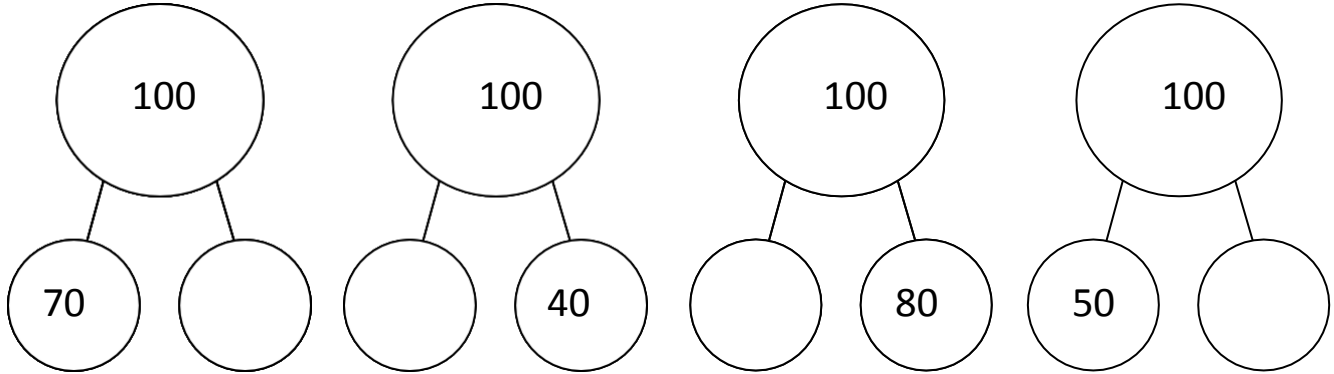
Children should complete one page of this homework per week. Please ensure you cover a completed part before children try the next part.

If you have any questions regarding this homework, or would like extra grids for different steps please speak to your child's class teacher.

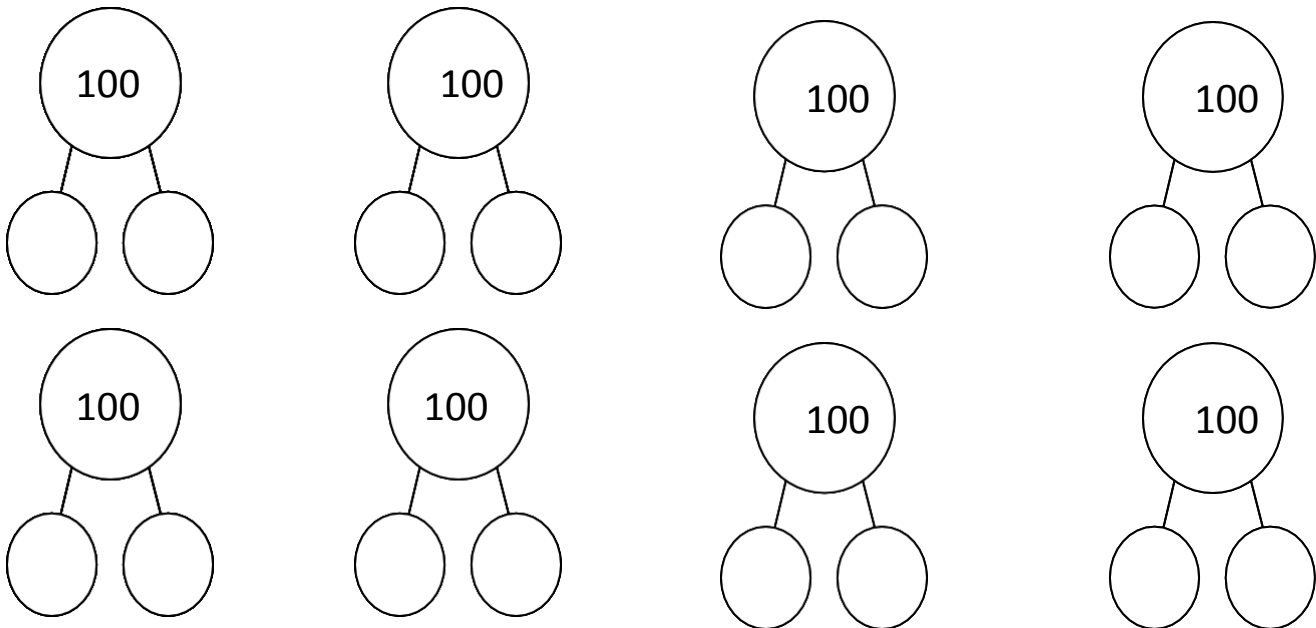
Numeracy Homework

Stage 1.6

Ask children to complete the following number bond diagrams.

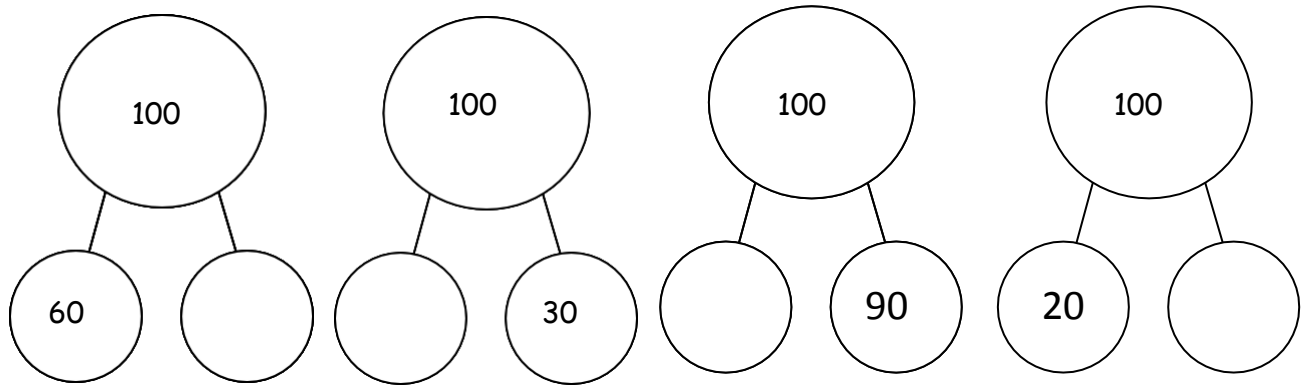


Try and write some different number bonds below:

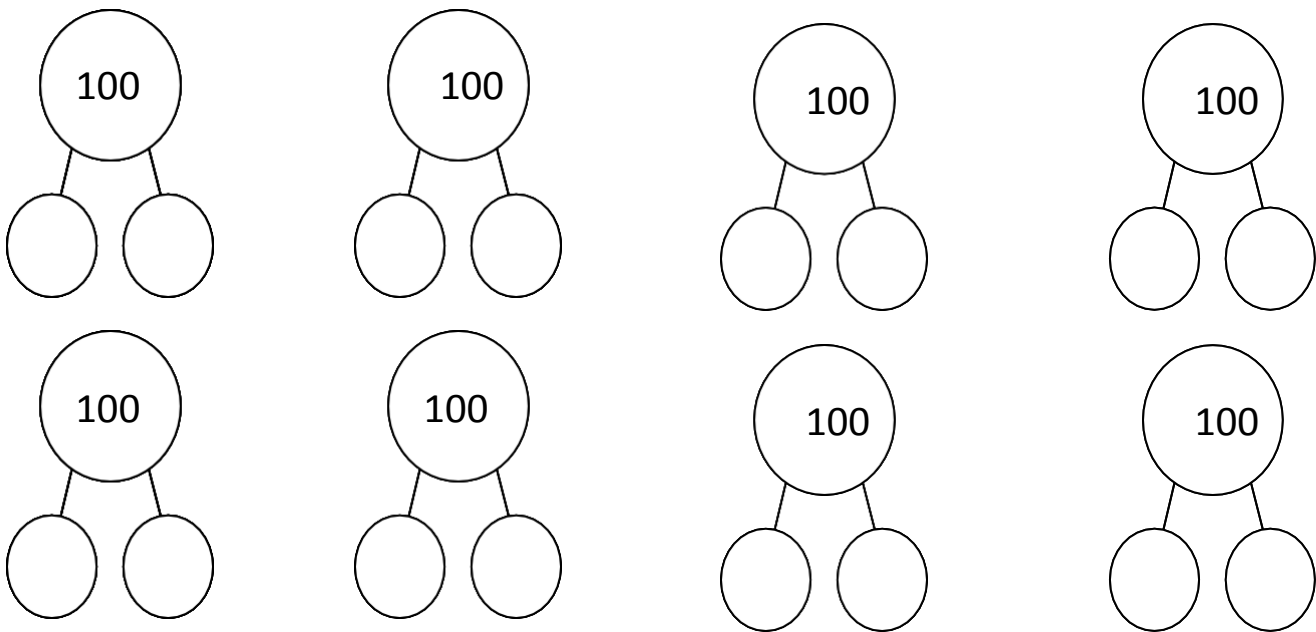


Write 4 number facts using your number bonds to 100.

Ask children to complete the following number bond diagrams.

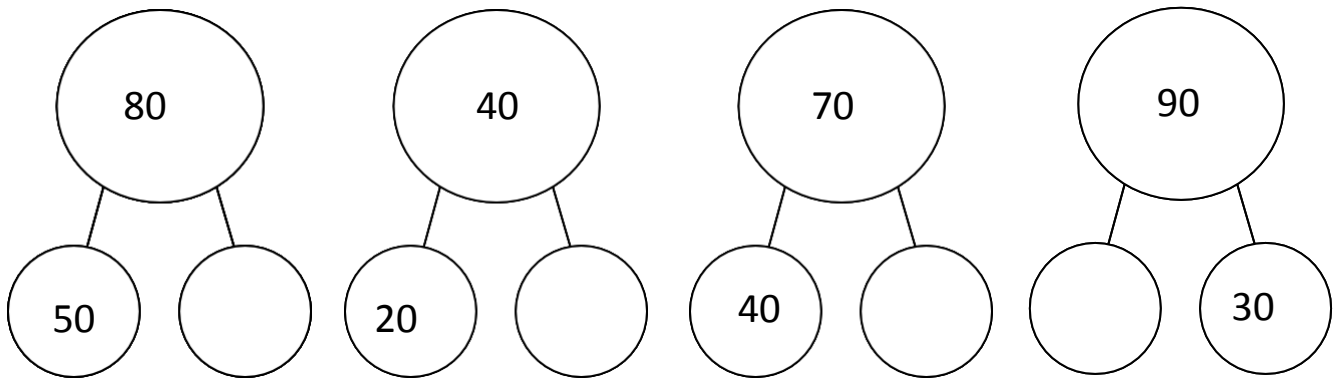


Try and write some different number bonds below:

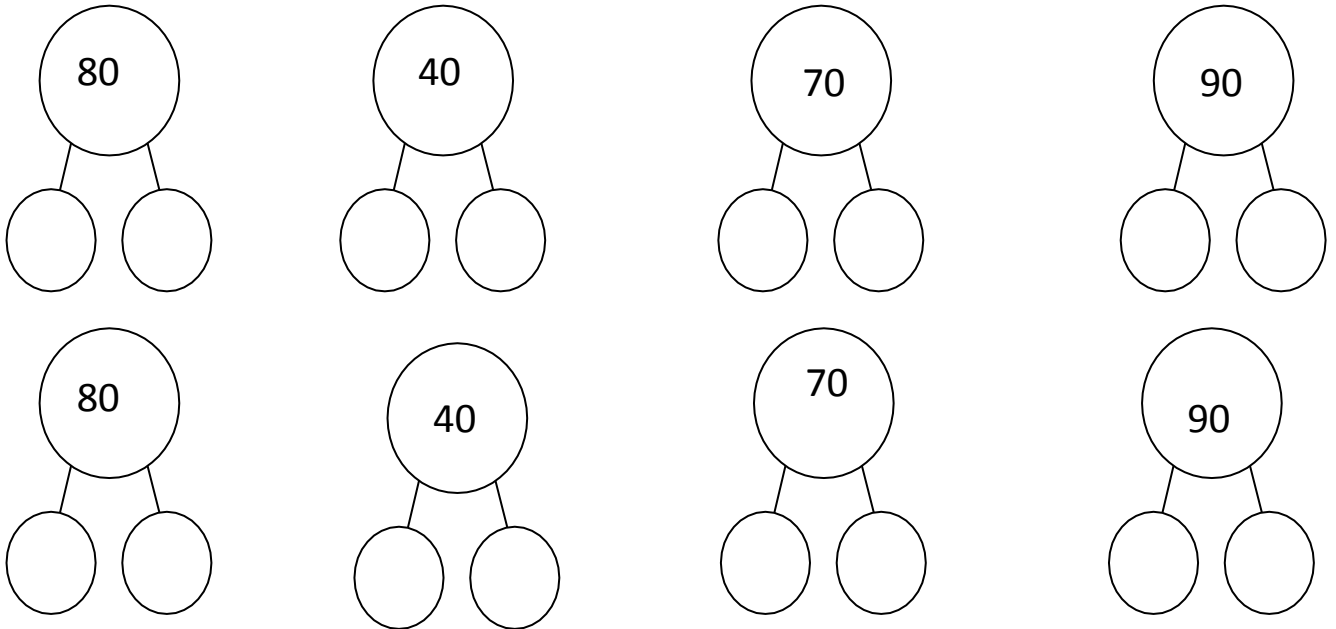


Write 4 number facts using your number bonds to 100.

Ask children to complete the following number bond diagrams.

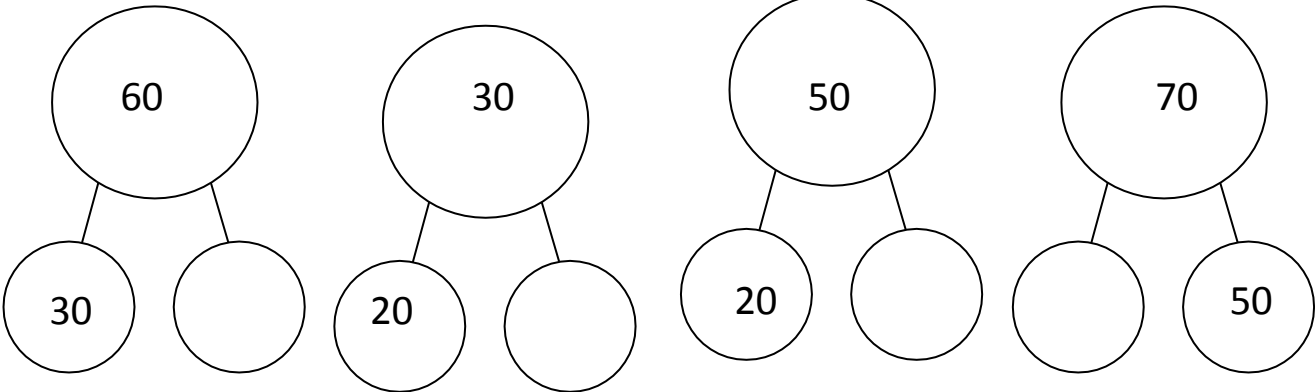


Try and write some different number bonds below:

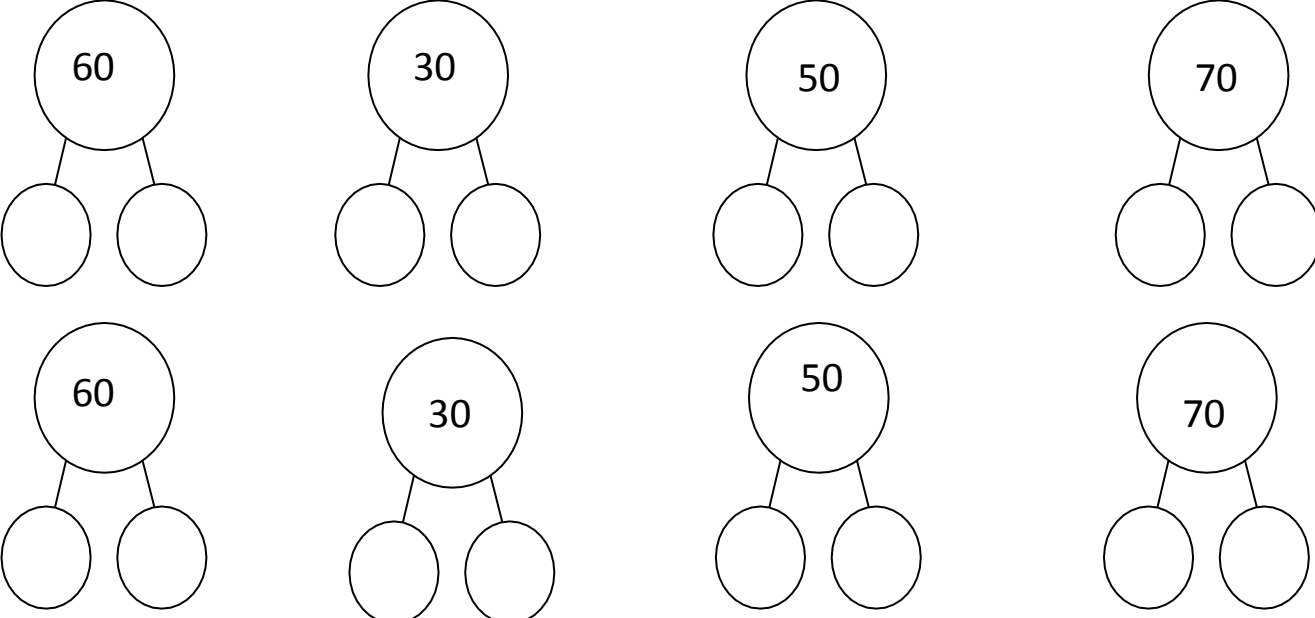


Write 4 number facts using the second number bond diagram.

Ask children to complete the following number bond diagrams.



Try and write some different number bonds below:



Write 4 number facts using the second number bond diagram.

This rhyme is used in class to help children learn to count in twos confidently. The more children practise using these methods, the easier the skill will become and will lead in to learning their multiplication facts.

2's

Teacher: Team! Team! Good as gold! Let me see your fingers roll ... the twos!

Class: Yeah!

2 – 4 – 6 – 8 – 10 – 12 – 14 – 16 – 18 – 20
and 22 – 24!

That's the way! Uh-huh! Uh-huh! I like it! Uh-huh!
Uh-huh! (step side to side and clap hands)

This rhyme is used in class to help children learn to count in fives confidently. The more children practise using these methods, the easier the skill will become and will lead in to learning their multiplication facts.

5's

Teacher: Team! Team! Good as gold! Let me see
your fingers roll the fives!

Class: Yeah!

5 – 10 – 15 – 20 – 25 – 30 – 35 – 40 – 45 – 50
– 55 – 60

Teacher: (Nod)

Class: Whoop there it is! I say, whoop there it is!
(put hands together and move in front of body in a circle)

This rhyme is used in class to help children learn to count in tens confidently. The more children practise using these methods, the easier the skill will become and will lead in to learning their multiplication facts.

10's

Teacher: Team! Team! Good as gold! Let me see your fingers roll ...
the tens!

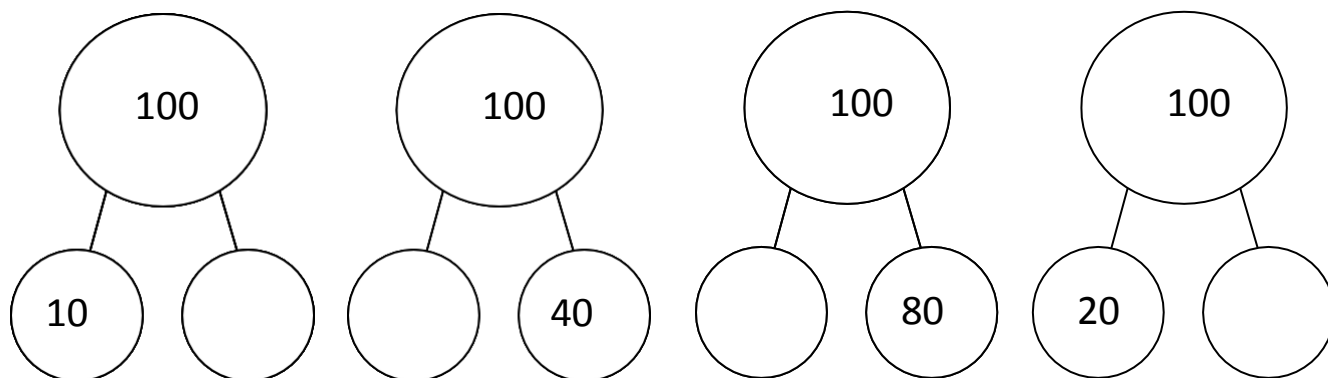
Class: Yeah!

10 – 20 – 30 – 40 – 50 – 60 – 70 – 80 – 90 - 100

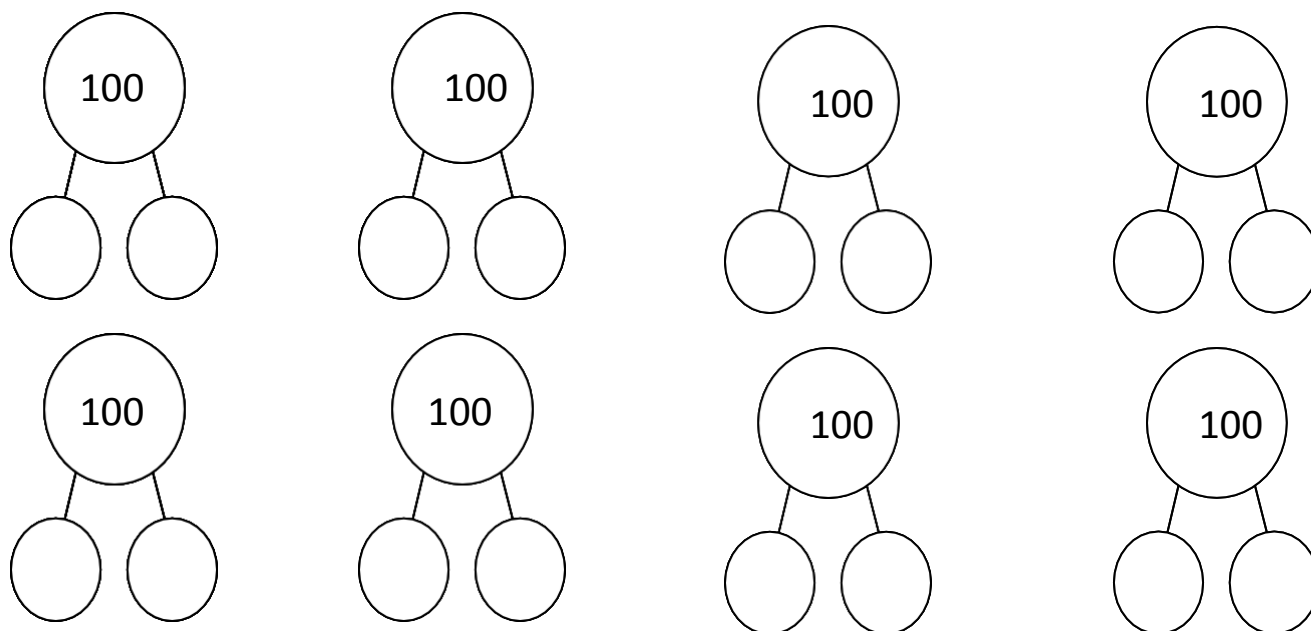
Teacher: And team St Peter's say!

Class: 110 – 120!

Ask children to complete the following number bond diagrams.

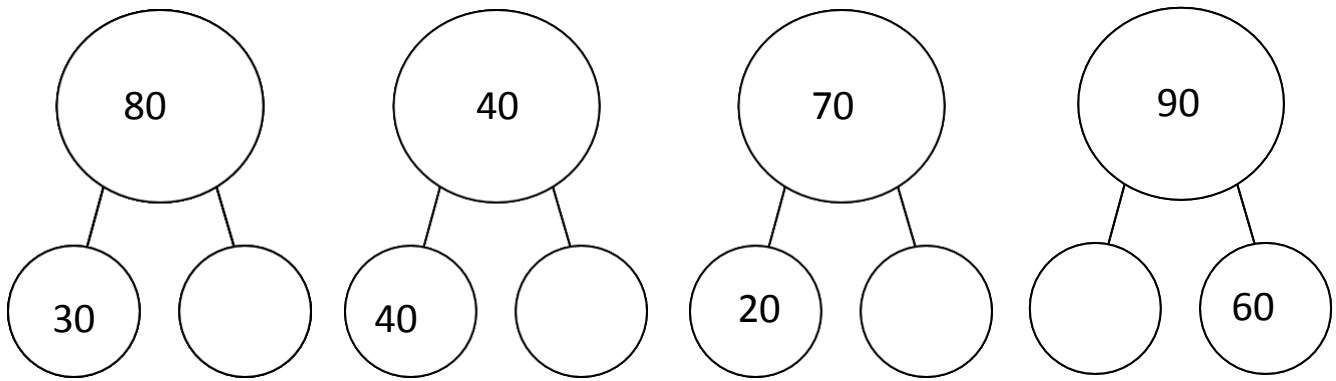


Try and write some different number bonds below:

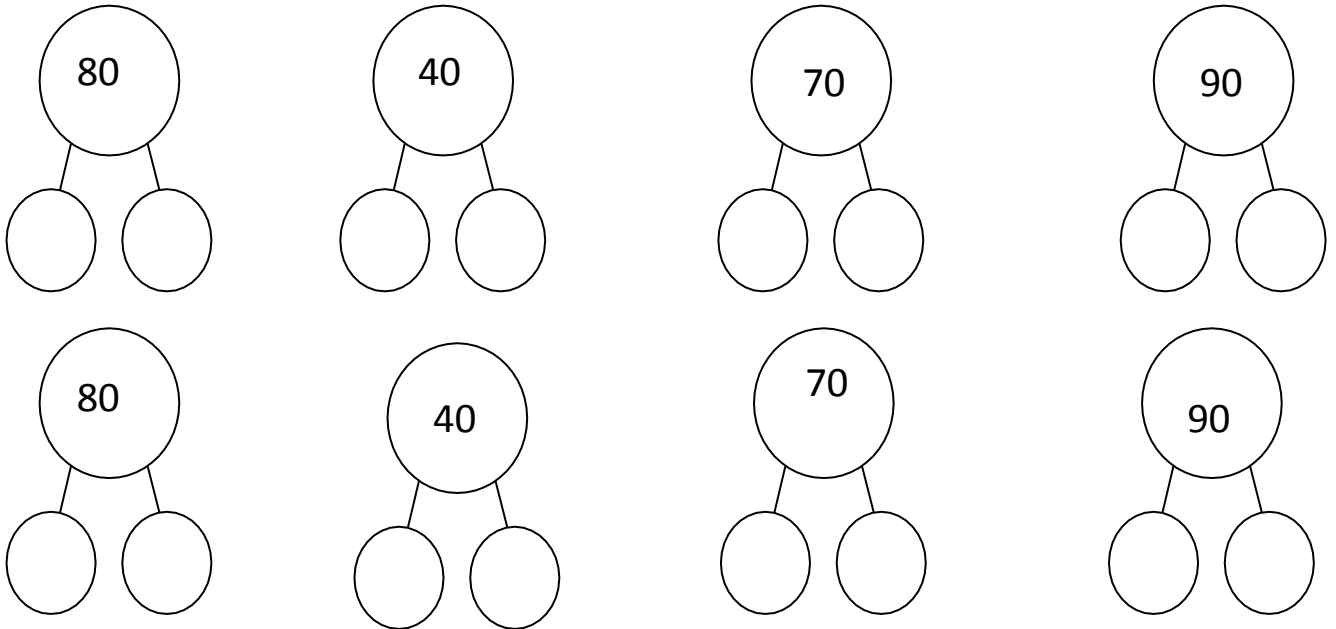


Write 4 number facts using your number bonds to 100.

Ask children to complete the following number bond diagrams.

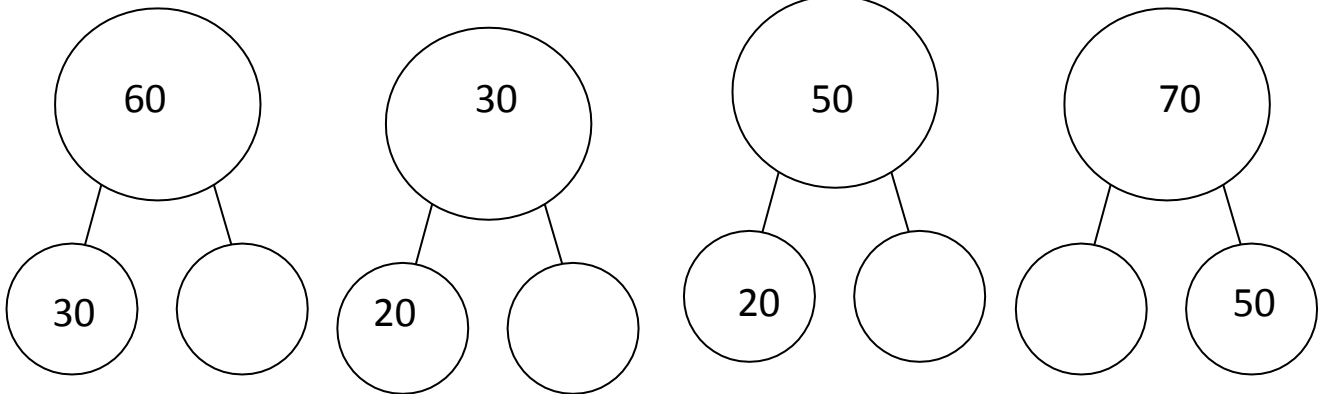


Try and write some different number bonds below:

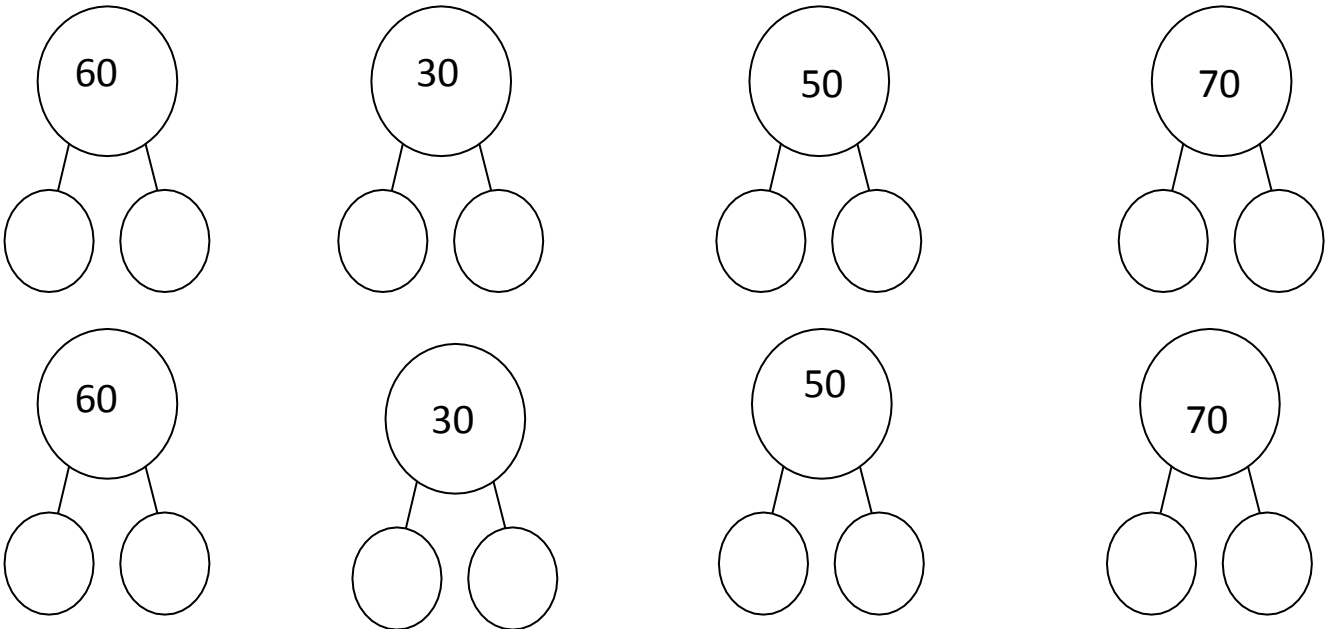


Write 4 number facts using the third number bond diagram.

Ask children to complete the following number bond diagrams.



Try and write some different number bonds below:



Write 4 number facts using the last number bond diagram.

Write 4 number sentences for each of the following numbers in the table

Time _____

Date _____

	Addition		Subtraction	
	Fact 1	Fact 2	Fact 3	Fact 4
100	$70+30=100$	$100=30+70$	$100-70=30$	$70=100-30$
60				
80				
90				

Write 4 number sentences for each of the following numbers in the table

Time _____

Date _____

	Addition		Subtraction	
	Fact 1	Fact 2	Fact 3	Fact 4
30				
70				
60				
40				

Write 4 number sentences for each of the following numbers in the table

Time _____

Date _____

	Addition		Subtraction	
	Fact 1	Fact 2	Fact 3	Fact 4
20				
60				
100				
30				

Write 4 number sentences for each of the following numbers in the table

Time _____

Date _____

	Addition		Subtraction	
	Fact 1	Fact 2	Fact 3	Fact 4
50				
30				
70				
60				

Write 4 number sentences for each of the following numbers in the table

Time _____

Date _____

	Addition		Subtraction	
	Fact 1	Fact 2	Fact 3	Fact 4
100				
50				
60				
30				

Write 4 number sentences for each of the following numbers in the table

Time _____

Date _____

	Addition		Subtraction	
	Fact 1	Fact 2	Fact 3	Fact 4
20				
70				
80				
40				